

Air Louvers has been an industry leader in manufacturing door louvers and vision lites for the hollow metal and wood door industries for over 30 years. Our products carry the fire and safety ratings that you need from UL and Intertek Warnock Hersey (WHI). We also offer custom-design and manufacturing of door lites and louvers for your specialty application. Items carried in one or more of our warehouses are indicated with this symbol ►

### FIRE-RATED AND IMPACT-RATED GLASS

Application	Description & Testing	Impact Rating	Listed	Fire Rating	Product Name & Order Code
Fire and Impact-rated Filmed Wired	Wire glass with safety film applied – ¼” (6mm) UL 10C, UBC 7-2, UBC 7-4 Positive Pressure ANSI Z97.1 and CPSC 16 CFR 1201	CAT II	WHI	20- 90 Min.	WireShield ► (WS)
Impact-Rated Tempered	Safety-rated glazing for non-fire-rated applications - ¼” ANSI Z97.1 & CPSC 16CFR 1201	CAT II	--	--	Tempered ► (TEMP)
Fire-rated Traditional Wired	Wired glass –¼” (6mm) UL 10C, UBC 7-2 Positive Pressure	CAT I	UL	20- 90 Min.	Wire Glass ► (UL)
Fire and Impact-rated	Tempered glass - ¼” (6mm) UL 10C, UBC 7-2 Positive Pressure ANSI Z97.1 and CPSC 16 CFR 1201, STC Rating: 28	CAT II	UL & WHI	20 Min.	PyroGlassShield ► (PYRO)
Fire and Impact-rated Filmed Ceramic	Ceramic glazing - 3/16 (5mm) UL 10C, UBC 7-2 Positive Pressure ANSI Z97.1 & CPSC 16CFR 1201	CAT II	WHI	20 min- 3 Hour	KeraShield FRF ► (KFRF)
	Ceramic glazing - 3/16 (5mm) UL 10C, UBC 7-2 Positive Pressure ANSI Z97.1 & CPSC 16CFR 1201	CAT II	WHI	20 min- 3 Hour	PYRAN® Platinum by SaftiFirst (PPF) ►
Fire and Impact-rated Filmed Ceramic Glass Laminate with Heat Barrier	Ceramic & safety glass laminate - ¾” (18mm) UL 10C, UBC 7-2 Positive Pressure ANSI Z97.1 & CPSC 16CFR 1201, Heat-Barrier Rated	CAT II	UL	20-90 Min.	KeraShield FRU (KFRFU)
Laminated Fire and Impact -rated Filmed Glass with Heat Barrier	Two or more lites of laminated safety glass separated by an intumescent interlayer - Various Thicknesses UL 10C, UBC 7-2 Positive Pressure, ANSI Z97.1 & CPSC, 16CFR 1201, STC Rating: 43, Heat-Barrier Rated (ContraShield is fabricated from Tempered Glass)	CAT II	UL & WHI	20- 90 Min.	SwissShield (SWISS 45,60 or 90) ContraShield (CONTRA 60 or 90)
Laminated Ceramic Fire and Impact-rated	Two lites of laminated Ceramic glazing - 5/16- (8mm) UL 10C, UBC 7-2 Positive Pressure ANSI Z97.1 & CPSC 16CFR 1201	CAT II	WHI	20 min- 3 Hour	KeraShield FRL (KFRL)
Other	Bullet- Resistant, Leadlined or Others Available upon Request			Varies	

### VISION LITE PAK – Complete Lite, Glass & Tape Combination


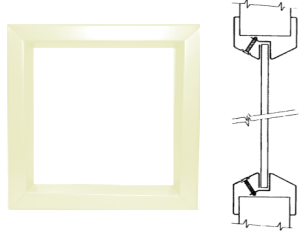






Product Name	Vision Frame & Glazing & Tape Applied	Listed	Tested	Individually Boxed
VSL WS PAK ►	VSL Low Profile Beveled Vision Lite & WireShield Glass	WHI	UL10B	
VSL TEMP PAK ►	VSL Low Profile Beveled Vision Lite & Tempered Glass	---	---	
VSL UL PAK ►	VSL Low Profile Beveled Vision Lite & Std. Wire Glass	UL	UL10B	
VSL KFRF PAK ►	VSL Low Profile Beveled Vision Lite & KeraShield Glass	UL	UL10B	
VLFEZ WS PAK ►	VLFEZ Beveled Vision Lite & WireShield Glass	UL	UL10B	
VLFEZ TEMP PAK ►	VLFEZ Beveled Vision Lite & Tempered Glass	---	---	
VLFEZ UL PAK ►	VLFEZ Beveled Vision Lite & Standard Wire Glass	UL	UL10B	
VLFEZ KFRF PAK ►	VLFEZ Beveled Vision Lite & KeraShield Glass	UL	UL10B	

# VISION LITE FRAMES

Air Louvers' line of UL and WHI-rated vision lites features square, rectangular, round, oval and half circle frames with other custom frame shapes available. Most models have been UL 10C, UBC 7-2 Pos. Pressure tested. Security models, utilizing glass up to 1 1/2" thick are also available.

We now also offer Vision Lites in the convenient PAK - ready to ship, complete with glass! Items carried in one or more of our warehouses are indicated with this symbol ▶



Description	Model	Features & Options	
<b>Standard Vision Lite</b> <ul style="list-style-type: none"> <li>• Glass up to 1/4" .....</li> <li>• Round, Half Circle .....</li> <li>• Radius Corner .....</li> <li>• Glass up to 1 1/2" &amp; Oversize Doors.....</li> <li>• With Privacy Cover .....</li> <li>• With Security Grille .....</li> <li>• Security w/wo Speaker Panel ..</li> <li>• Custom Shapes</li> </ul>	<b>VLF▶</b> <b>VLFR▶VLFRD</b> <b>VLFRFC, VLFRI</b>  <b>VLFIG</b> <b>VLFPVC</b> <b>VLFGS</b> <b>VLF-S10</b>	<b>VLF Models</b> Fire-Rated & Safety-Rated Thru-Bolt Installation for 1-3/4" Door 18 gauge CRS & Continuous Glass Retainer 1-1/4" Trim with Radius Corners Mitered & Welded  11 Powdercoat Finish Colors Optional Stainless Steel, Galvanized or Electro-zinc plating.	 <p>VLF</p>
<b>Standard Beveled Vision Lite</b> <ul style="list-style-type: none"> <li>• Glass up to 1/4" .....</li> <li>• Glass up to 1" &amp; Oversize Doors.....</li> <li>• With Mini Blind .....</li> </ul>	<b>VLFEZ▶</b>  <b>VLFEZIG</b> <b>VLFEZIGMB</b>	<b>VLFEZ Models</b> Fire-Rated & Safety-Rated Single-Sided Fastening for 1-3/4" Door Self-attaching Design 20 gauge CRS & Continuous Glass Retainer 1-1/4" Trim with Mitered & Welded Corners. 11 Powdercoat Finish Colors Optional Stainless Steel, Galvanized or Electro-zinc plating	 <p>VLFEZ - Sand Finish</p>
<b>Low Profile Beveled Vision Lite</b> <ul style="list-style-type: none"> <li>• Glass up to 1/4" .....</li> <li>• Glass up to 1" .....</li> <li>• Round .....</li> <li>• With Mini Blind .....</li> </ul>	<b>VSL▶</b> <b>VSIG▶</b> <b>VSLR▶</b> <b>VS-IG-MB</b>	<b>VSL - Slimline Models</b> Fire-Rated & Safety-Rated Single-Sided Fastening for 1-3/4" Door Self-Attaching Design 20 Gauge CRS & Continuous Glass Retainer 1-1/4" Trim with Radius Corners, Mitered & Welded  11 Powdercoat Finish Colors Optional Stainless Steel or Wood Veneer.	 <p>VSL - Optional Stainless</p>
<b>Hurricane &amp; High Wind Velocity</b>  Steel- 20 Gauge w/Lexan® Glazing  Steel-18 Gauge w/Glass Laminate..	<b>VLFEZHRC</b>  <b>VLFIGHRC</b>	<b>Hurricane-Rated Models</b> Severe Windstorm-Approved. ANSI A250.13, ASTM E330, E1886, E1986 350 ft/lb Impact, Missile Level D Structural <b>Model VLFEZHRC Also Has Been Tested:</b> For TAS 201, 202, 203 Florida Bldg. Code # FL13187	 <p>VLFEZHRC</p>
<b>Specialty Vision Lites</b> <ul style="list-style-type: none"> <li>• Vision Lite with Mullions.....</li> <li>• Framed Mullions for Transoms...</li> <li>• 10 Gauge Security Lites.....</li> <li>• Security Lite with 12 Ga Grille...</li> <li>• Vision Lite with Miniblind.....</li> <li>• Double Glazing .....</li> </ul>	<b>VSLG</b> <b>FRMG</b> <b>VLFS10</b> <b>VLFGS</b> <b>VLFEZMB</b> <b>VLFDG</b>	 	  <p>VLF-S10SP      VLFEZIG-MB      VLFDG      VSLG4</p>








**Take the Guesswork out of Glass Coordination** with our new "PAK" option. Each PAK includes; Lite, Appropriately-sized Glazing and Pre-applied Glazing Tape, all in a Single Boxing Solution that will Arrive Safely, Reduce Installation Time and Coordination. See Page 1 for More Information. WWW.AIRLOUVERS.COM




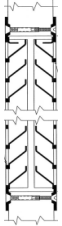







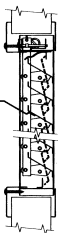



## DOOR LOUVERS

Our door louvers line features a wide variety of sizes and blade configurations to meet needs for fire-rated, non-vision, adjustability and mounting specifications. Most door louvers are also available in stainless steel, electro-galvanized or galvanized sheet for corrosion and moisture-resistance and multiple finish colors. Items carried in one or more of our warehouses are indicated with this symbol ►

Description	Model	Features & Options	
<b>Inverted V-Blade</b>  • Steel - 20 Gauge.....  • Aluminum - .050".....	<b>600A, 600A1, 600CORE</b>  <b>1300A, 1300A1, 1300C, 1300CORE</b>	1/2" Blade Spacing in Welded Frame 1-3/8-1-3/4" Doors in Sizes up to 24" x 80" Non-Vision Construction - 60% Free Area 11 Powdercoat Finish Colors  4 Mounting Options Including Core Unit Only and Single-Sided Fastening "A1" Style Frame is Self-Attaching	 <p style="text-align: right;"><b>600A1/1300A1</b></p>
<b>Inverted Split Y-Blade</b>  • Steel - 18 Gauge.....  • Steel - 18 Gauge for Hollow Metal Frames & Transoms.....	<b>700A►</b>  <b>700TL</b>	1" Blade Spacing in Welded Frame Non-Vision Construction - 50% Free Area 11 Powdercoat Finish Colors  <b>Model 700A:</b> Minimum 1-3/8" Thick Door Sizes up to 48" x 80". Thru-bolt Installation. <b>Model 700TL:</b> Louver in "U" Channel Frame Designed for Hollow Metal Transoms or Frames - Sizes up to 36" x 36". (Multiple Sections can be combined)	 <p style="text-align: right;"><b>700A 700TL</b></p>
<b>Standard Z-Blade</b>  • Steel - 18 Gauge.....  • Galvanized .....	<b>900A, 900A1, 900C, 900CORE</b>  <b>900FPL</b>	1" Blade Spacing in Welded Frame Non-Vision Construction - 43% Free Area 11 Powdercoat Finish Colors <b>Model 900:</b> 1-3/8-1-3/4" Doors in Sizes up to 48" x 80". 11 Powdercoat Finish Colors 4 Mounting Options Including Core Unit Only and Single-Sided Fastening A1 Style Frame is Self-Attaching <b>Model 900FPL:</b> 1-3/4" Doors in sizes up to 36" x 84". 20 Gauge Frame with 18 Gauge Blades. Self-Attaching, Single Side Fastening. Galvanized Bird Screen.	 <p style="text-align: right;"><b>900A1</b></p>
<b>Inverted Y-Blade</b>  Steel - 18 Gauge .....	<b>800A, 800A1►, 800C, 800CORE 800R (Round)</b>	1" Blade Spacing in Welded Frame Non-Vision Construction - 50% Free Area 11 Powdercoat Finish Colors <b>Model 800:</b> 1-3/8-1-3/4" Doors in Sizes up to 24" x 80". 4 Mounting Options Including Core Unit Only and Single-Sided Fastening A1 Style Frame is Self-Attaching <b>Model 800:</b> 1-3/4" Doors. Seamless Frame. 12", 18 and 24" Diameter Sizes.	 <p style="text-align: right;"><b>800A1 in Optional Stainless 800A1</b></p>
<b>Overlapping Channel Blades</b>  Steel - 18 Gauge.....	<b>1000A, 1000C, 1000CORE</b>	Overlapping Blades with 1/2" Blade Spacing in Welded Frame. Lightproof for Dark-rooms and X-ray Rooms. 1-3/8-1-3/4" Doors in Sizes up to 50" x 70". 3 Mounting Options Including Core Unit Only and Single-Sided Fastening with Matte Black Powdercoat Finish.	 <p style="text-align: right;"><b>1000A</b></p>

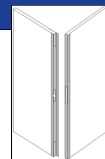
# DOOR LOUVERS, EDGES & ASTRAGALS

Air Louvers has 5 shipping locations for our most popular vision and lite kits. In addition to our manufacturing locations in Commerce, CA and Bloomington, MN, we have warehouse locations in Lancaster, PA, Chicago, IL and Atlanta, GA. Items carried in one or more of our warehouses are indicated with this symbol ►

Description	Model	Features & Options	
<b>Inverted Y-Blades with Security Grille</b> <b>Steel - 18 Gauge With 12 Gauge Grille.....</b>	<b>1500A</b>	2 Rows of Inverted, Split "Y" Blades with 1" Blade Spacing in Welded Frame. Security Grill on Interior and Exterior with 13/16" Openings. Non-Vision Construction - 40% Free Area. 11 Powdercoat Finish Colors. Thru-bolt Mounting in 1-3/4" Doors. Sizes to 36" x 80"	  <p style="text-align: right;"><b>1500A</b></p>
<b>Adjustable Z-Blades</b> <b>Single Louver - 16 Gauge.....</b> <b>Twin Louver - 18 Gauge .....</b>	<b>1100A, 1100C, 1100 CORE</b> <b>1200A</b>	Manually-Operated Adjustable Louver with Blades at 1" Intervals in Welded Frame. 11 Powdercoat Finish Colors. <b>Model 1100:</b> 1-3/8"-1-3/4" Doors. Mounting Options Including Core Unit Only and Single-Sided Fastening. "A" Style Frame is Self-Attaching. Sizes to 24" x 30". <b>Model 1200:</b> 1-3/4" Minimum Doors. Thru-bolt Fastening. Louver on 2nd Side is Fixed. Sizes to 24" x 36"	  <p style="text-align: right;"><b>1100A 1200A</b></p>
<b>Storm-proof Z-Blades</b> <b>Aluminum .063".....</b>	<b>1400A, 1400C, 1400 CORE</b>	Storm-proof Louver with Water Baffle Blades at 1-1/2" Intervals. Non-vision Design with 35% free area. Thru-bolt Fastening and Mill Finish. Optional Insect and Bird Screens.	  <p style="text-align: right;"><b>1400A</b></p>
<b>Fire-Rated Adjustable Z-Blades</b>   <b>Steel - 16 Gauge.....</b> <b>Steel - 16 Gauge with 10 Gauge Grille.....</b>	<b>1900A ►</b> <b>1900ASG</b>	Manually-Operated Adjustable Louver at 1" Intervals in Welded Frame. UL and WHI Listed for up to 1-1/2 Hour Rating. Self-closing Mechanism with Fusible Link Activation. Self-Attaching to 1-3/4" Doors with Single-Sided Fastening. 11 Powdercoat Finish Colors. <b>Model 1900ASG:</b> Security Grille is Welded to Exterior of Louver with 13/16" Openings.	  <p style="text-align: right;"><b>1900ASG &amp; 1900A in Optional Stainless</b> <b>1900A</b></p>
<b>Hurricane-Rated Inverted Y-Blade Louver with Grille</b>  <b>Steel - 18 Gauge with 12 Gauge Grille.....</b>	<b>1500A-HRC</b>	WHI-listed for 350 ft/lb Impact Rating for Severe Windstorms. Louvers at 1" Intervals in Welded Frame with Protective Storm Grille Welded to Interior and Exterior of Louver with 13/16" Openings. Electro-galvanized Finish for Corrosion -Resistance & Exterior Use. Thru-bolt Installation. WHI-Rated, Florida Building Code Approved - File # FL13341	 

## METAL EDGES & ASTRAGALS FOR DOORS

Choose from a selection of door edges & astragals for 1-3/4" doors for the best solution to your door protection problems. Many configurations are available, and we can also customize your order with special paints, cut-outs or lengths in our fabrication facility. Check out our line of stainless steel hinge guards too.



The Activar Construction Products Group (ACPG) consists of 5 affiliated companies that serve the commercial construction industry. Our multiple product lines are a single source for architects and distributors. Air Louvers manufactures products for the openings market with door lites, louvers and rated glass. Hiawatha is known for its quality architectural door hardware and frameless shower door products. JL Industries is an industry leader in life safety and fire protection, providing fire extinguishers, AED's and cabinets, access panels, roof opening products and entrance flooring systems. Samson Products manufactures many of the products sold under the JL label and serves as a warehouse on the West Coast. Thomas Enterprises is our Southeast aluminum manufacturing facility and warehouse for Thomas and JL products



**Air Louvers Warehouses: Commerce CA, Atlanta GA, Lancaster PA, Bloomington MN, Chicago IL**

AL1007